

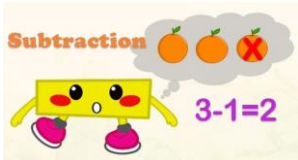

# ROSARY PRIVATE SCHOOL - SHARJAH YEAR-1

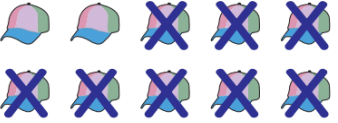


**November – 2<sup>nd</sup> Week Lesson Plan**

**06.11.2023 to 09.11.2023**

**MONDAY – 06-11-2023**

ENGLISH	MATH	SCIENCE	ARABIC
<p><b>Unit 3. Fun and games.</b> <b>3.4 Where is the duck ?</b> <b>Revision of verb .</b> Learners will be able to revise verbs (action words). Learners will be able to see the picture and write the correct verb for it (workbook). <a href="#">(270) What is a Verb? (Verbs for Kindergarten/First Grade) - YouTube</a> <b>Phonics:</b> Learners will be able to revise the rhyming words. Learners will be able to read and write rhyming words . <a href="#">(274) Let's Learn RHYMING {Phonemic Awareness} - YouTube</a> <a href="https://wordwall.net/resource/1/0427356">https://wordwall.net/resource/1/0427356</a></p>	<p><b>Unit 5: Subtraction as take away</b></p> <p><b>5.2 Subtraction</b></p> <p>-Understand the concept of subtraction as taking away. -Solve simple subtraction problems using objects and numbers. -Use appropriate vocabulary related to subtraction (subtract, take away, minus).</p>  <p><b>Useful website and activity for reinforcement at home:</b></p> <p><a href="https://www.youtube.com/watch?v=FKPI42IkRMw">https://www.youtube.com/watch?v=FKPI42IkRMw</a> <a href="https://www.liveworksheets.com/w/en/math/1094966">https://www.liveworksheets.com/w/en/math/1094966</a></p>	<p><b>Topic : Animals classification</b> <b>Mammals</b> Learners will identify the features of mammals (warm – blooded, give birth and feed the babies with their milk, their body is covered with fur or hair) <a href="https://youtu.be/O6_sRpHkQic?si=wZ2nf-MCOsmfHAX">https://youtu.be/O6_sRpHkQic?si=wZ2nf-MCOsmfHAX</a></p> <p>learners will name some examples of animals belonging to the group of mammals</p> 	<p><b>حرف الدال:</b></p> <ul style="list-style-type: none"> <li>التعرف على كيفية كتابة شكل حرف الدال في (أول و وسط وآخر الكلمة).</li> <li>التعرف على كلمات تحوي الحرف.</li> <li>قراءة الكلمات البصرية (كيف، كم).</li> <li>التعرف إلى الأضداد (نحيف، سمين).</li> <li>هذا رابط الدرس ارجو متابعته</li> </ul> <p><a href="https://docs.google.com/presentation/d/1-Hsw7Nj6IDBI6ZtXYj1ARtmBqxel7f6/edit?usp=sharing&amp;oid=105507762840318228441&amp;rtpof=true&amp;sd=true">https://docs.google.com/presentation/d/1-Hsw7Nj6IDBI6ZtXYj1ARtmBqxel7f6/edit?usp=sharing&amp;oid=105507762840318228441&amp;rtpof=true&amp;sd=true</a></p>

ENGLISH	MATH	SCIENCE	ARABIC	ISLAMIC
<p><b>Unit 3. Fun and games.</b>  <b>3.4 Where is the duck ?</b>  <b>Introduction of preposition.</b>                      Learners will be able to play an instructions game with teacher.                      Learners will be able to write the correct preposition (worksheet).                      Vocabulary: in, on, under, next to, above, behind, between.  <a href="https://wordwall.net/resource/9117689">https://wordwall.net/resource/9117689</a>  <b>Phonics:</b>  <b>Introduction of digraph ai, ay.</b>                      - Learners will be able to make the sound of digraph ai, ay.                      . Learners will be able to read and write the vocabulary of digraph ai, ay.  <a href="#">(274) Phonics Chant   ai · ay    Double Letter Vowels   Spotlight on One Phonics - YouTube</a></p>	<p><b>Unit 5: Subtraction as take away</b>  <b>Write subtraction sentences</b>                      -Students will become familiar with the concept of subtraction.                      -Students will learn to represent subtraction situations using pictures and simple subtraction sentences.</p>  <p style="text-align: center;"><u>10</u> - <u>8</u> = <u>2</u></p> <p><b>Useful website &amp;activity for reinforcement at home:</b>  <a href="https://www.youtube.com/watch?v=NgFvxBtLrGE&amp;t=100s">https://www.youtube.com/watch?v=NgFvxBtLrGE&amp;t=100s</a>  <a href="https://www.liveworksheets.com/w/en/math/1850832">https://www.liveworksheets.com/w/en/math/1850832</a></p>	<p><b>Topic: Animals classification</b>                      Special mammals                      Learn the features of special mammals  <a href="https://youtu.be/j47xY0UDNI0?si=lTbjl0GBPtE D-xDg">https://youtu.be/j47xY0UDNI0?si=lTbjl0GBPtE D-xDg</a>  <a href="https://maps.app.goo.gl/_1gzneeQqTiVC1DSs8?g_st=iwb">https://maps.app.goo.gl/_1gzneeQqTiVC1DSs8?g_st=iwb</a></p>	<p><b>حرف الدال:</b></p> <ul style="list-style-type: none"> <li>التعرف إلى صوت الحرف مع الحركات القصيرة ، المدود الطويلة.</li> <li>التعرف على طريقة كتابة الحرف مع المدود الطويلة وقراءة ذلك.</li> <li><b>رابط تعليمي:</b></li> </ul> <p><a href="https://youtu.be/VPSiSFG7A44?si=om6uTJ28LS Payz7l">https://youtu.be/VPSiSFG7A44?si=om6uTJ28LS Payz7l</a></p>	<p><b>سورة الفيل:</b></p> <ul style="list-style-type: none"> <li>يحفظ المتعلم سورة الفيل.</li> <li>يقصّ المتعلم قصة أصحاب الفيل.</li> </ul>

WEDNESDAY - 08-11-2023

ENGLISH	MATH	ARABIC	SCIENCE	COMPUTER				
<p><b>Unit 3. Fun and games.</b> <b>3.4 Where is the duck ?</b> Learners will be able to revise preposition ( position words). - Learners will be able to complete the picture and write two sentences on it .( using preposition). <a href="https://wordwall.net/resource/6649454">https://wordwall.net/resource/6649454</a> <b>Phonics:</b> <b>Revision of digraph ar.</b> - Learners will be able to make the sound of digraph ar. . Learners will be able to read and write the vocabulary of digraph ar.</p>	<p><b>Unit 5: Subtraction as take away</b></p> <p><b>Subtraction Using Part-Part-Whole Strategy</b></p> <p>-Students will understand subtraction as taking away apart from a whole. -Students will use the "Part-Part-Whole" strategy to solve subtraction problems.</p> <p>Part-Part-Whole Box using Subtraction</p> <table border="1"><tr><td>8</td><td>•••••</td></tr><tr><td>5</td><td>3</td></tr></table> <p><math>8 - 5 = 3</math></p> <p>Useful website &amp;activity for reinforcement at home: <a href="https://www.youtube.com/watch?app=desktop&amp;v=EkseSkx95Ec">https://www.youtube.com/watch?app=desktop&amp;v=EkseSkx95Ec</a> <a href="https://www.liveworksheets.com/w/en/math/378732">https://www.liveworksheets.com/w/en/math/378732</a></p>	8	•••••	5	3	<p><b>حرف الذال:</b> • التعرف على كيفية كتابة شكل حرف الذال في (أول و وسط وآخر الكلمة). التعرف على كلمات تحوي الحرف.</p> <p><b>الإملاء:</b> يكتب الطالب الكلمات التالية غيباً يوم الأربعاء نرجو منكم تدريب الطلاب على الكلمات الإملائية التالية: قراءة وكتابة</p> <p><b>(حَجْرٌ، أَخِي، خَوْخُ)</b></p>	<p><b>Topic : Animals classification</b></p> <p>Vertebrates</p> <p>Activity day</p>	<p><b>Lesson 5.4</b></p> <p><b>Topic: Save for another time</b></p> <p><b>Desired learning outcomes:</b> To know how to save a file.</p>
8	•••••							
5	3							

THURSDAY -09-11-2023

ENGLISH	MATH	ARABIC	ISLAMIC				
<p>Unit 3. Fun and games. 3.4 Where is the duck ? Introduction of sight words ( that, this, his, her). Learners will be able to read and write sight words. Learners will be able to frame simple sentences on the given sight words. Speaking Assessment on Thursday 9-11- 2023 Topic – Myself. For reference kindly visit the link (274) Simple Self Introduction   English Speaking   #englishspeaking #IntroducingMyself #kids #自我介绍 - YouTube Home Work: Workbook page no 42.(submission of homework on Monday 13-11-2023).</p>	<p>Unit 5: Subtraction as take away <b>Subtraction Using Part-Part-Whole Strategy</b></p> <p>-Students will use the "Part-Part-Whole" strategy to solve subtraction problems. -Students will develop problem-solving and critical thinking skills in subtraction.</p> <table border="1"><tr><td colspan="2">Whole</td></tr><tr><td>Part</td><td>?</td></tr></table> <p>Missing Part: Subtract Part = Whole – Part</p> <p>Useful website &amp;activity for reinforcement at home: <a href="https://www.youtube.com/watch?v=XCm_NXSzh10">https://www.youtube.com/watch?v=XCm_NXSzh10</a> <a href="https://www.liveworksheets.com/w/en/math/1702995">https://www.liveworksheets.com/w/en/math/1702995</a></p>	Whole		Part	?	<p><b>حرف الذا:</b></p> <ul style="list-style-type: none"><li>التعرف إلى صوت الحرف مع الحركات القصيرة، المدود الطويلة.</li><li>التعرف على طريقة كتابة الحرف مع المدود الطويلة وقراءة ذلك.</li></ul> <p><b>الواجب البيتي</b> <b>كتابة حرف (د،ذ) في كراسة</b> <b>التدريبات (الأزرق)</b> <b>صفحة 27،28،29</b> <b>30،31،32</b></p>	<p><b>سورة الفيل:</b></p> <ul style="list-style-type: none"><li>يُحفظ المتعلم سورة الفيل.</li><li>يُقصّ المتعلم قصة أصحاب الفيل.</li></ul>
Whole							
Part	?						

## ACTIVITY

### " CHILD RIGHTS & TOGETHER WE CAN ELIMINATE BULLYING "

On Thursday, November 9, 2023, our teachers have organized special activities to educate children about their 'RIGHTS' and how we can STOP bullying. To make this day unforgettable, **let your child to wear a colorful outfit.** It's a day dedicated to important lessons and creating lasting memories.