






ROSARY PRIVATE SCHOOL - SHARJAH

YEAR-1

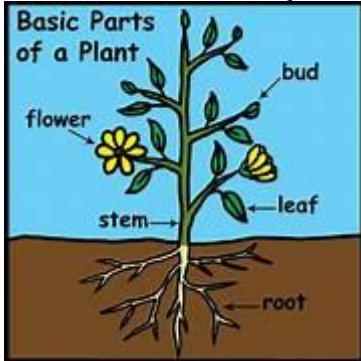
September – 3rd Week Lesson Plan

18.09.2023 to 21.09.2023

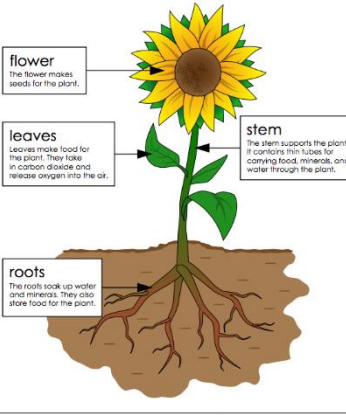
MONDAY – 18-09-2023

ENGLISH	MATH	SCIENCE	ARABIC
<p><u>Introduction of sight words</u> (I, am, it). Learners will frame simple sentences using the sight words. (oral)</p> <p><u>Phonics:</u> Learners will revise the digraphs (oa, ie) with its sound, song & vocabulary. (198) Jolly phonics- ' oa ' song #jollyphonicsongs - YouTube (198) Jolly Phonics /ie/ - Sound, Song, Vocabulary and Blending - YouTube</p>	<p><u>Unit 1: Numbers to 10</u> 1.4 Number Words -Students will learn to recognize and verbally identify number words from 1 to 10. -Students will practice counting objects using number words.</p> <p>Draw a ring around the number word that matches the set.</p> <p> <input type="checkbox"/> one <input type="checkbox"/> two <input type="checkbox"/> three</p> <p> <input type="checkbox"/> four <input type="checkbox"/> five <input type="checkbox"/> six</p> <p>Useful activity for reinforcement at home: https://www.liveworksheets.com/w/en/english-second-language-esl/944930</p>	<p><u>Types of plants (flowering and non flowering)</u> Students will identify the basic structure of a variety of common flowering plants and non-flowering plants Students will observe and record the blooming of buds in flowering plants</p> 	<p><u>حرف الواو</u>.</p> <ul style="list-style-type: none">• يتعرف الطالب على حرف الواو صوته وأشكاله في الكلمة (أول، وسط، آخر).• التعرف على كلمات تحوي الحرف.• يقرأ الطالب الكلمات البصرية (أخ، أخت).• يتعرف الطالب على الأضداد (كبير، صغير).

TUESDAY - 19-09-2023

ENGLISH	MATH	ARABIC	SCIENCE	COMPUTER																				
<p>Unit 1 Welcome to School 1.4 This is my friend Learners will -Listen and understand questions. - Ask simple questions to a friend. -Spell the name and write it.</p> <p>Phonics: Learners will revise the digraph (oo) with its sound, song & vocabulary. (198) Jolly Phonics oo-oo - YouTube</p>	<p>Unit 1: Numbers to 10 1.4 Number Words -Students will understand that zero represents none of something. -Students will practice writing number words.</p> <p>Write the missing number words.</p> <table border="1" data-bbox="573 715 891 928"> <tr> <td>1</td> <td>2</td> <td>3</td> <td>4</td> <td>5</td> </tr> <tr> <td></td> <td>two</td> <td></td> <td>four</td> <td></td> </tr> <tr> <td>6</td> <td>7</td> <td>8</td> <td>9</td> <td>10</td> </tr> <tr> <td>six</td> <td></td> <td>eight</td> <td></td> <td></td> </tr> </table> <p>Useful activity for reinforcement at home: https://www.liveworksheets.com/w/en/math/1349711</p>	1	2	3	4	5		two		four		6	7	8	9	10	six		eight			<p>حرف الواو يتعرف الطالب على كيفية كتابة شكل حرف الواو في أول وسط وآخر الكلمة. يكتب الطالب أشكال حرف الواو في الكلمة بالطريقة الصحيحة.</p>	<p>Students will identify the basic parts of plant (roots, stem, leaves , flower , bud) Learners will explore the stem modification (bulb)</p>  <p>The diagram shows a plant with a yellow flower, a green bud, several green leaves, a brown stem, and a root system in the soil. Labels with arrows point to each part: flower, bud, leaf, stem, and root.</p>	<p>Lesson: 1.3 Main topic : Parts of computer . Topics : My computing family. Activity: Students will draw what they would do with their computers at home. Desired learning outcomes: To understand the uses of a computer at home.</p>
1	2	3	4	5																				
	two		four																					
6	7	8	9	10																				
six		eight																						



ENGLISH	MATH	ARABIC	ISLAMIC	SCIENCE								
<p><u>Wow Wednesday Activity</u> Show and Tell Learners will bring a natural object. Talk about it 3-5 sentences and explain why they are important to us. (Example: a leaf, small rock, a flower, pinecone, etc.)</p> <p>Phonics: Learners will revise the digraph (ng) with its sound, song & vocabulary. (198) Jolly Phonics 'ng' - YouTube</p>	<p>Unit 1: Numbers to 10 1.5 Odd and Even Numbers -Students will recognize odd and even numbers, draw odd and even number of counters on the ten frame.</p> <p>Is each number odd or even? Draw a ring around the correct word.</p> <table border="1" data-bbox="584 715 801 831"> <tr> <td>●</td> <td>●</td> <td></td> <td></td> </tr> <tr> <td>●</td> <td>●</td> <td></td> <td></td> </tr> </table> <p>odd / even</p> <p>Useful activity for reinforcement at home: https://www.liveworksheets.com/w/en/math/397761</p>	●	●			●	●			<p>حرف الواو</p> <ul style="list-style-type: none"> • يقرأ الطالب صوت حرف الواو مع الحركات القصيرة (الفتحة والضمة، والكسرة). • يكتب الطالب الكلمات التالية: (أب، أخ، أنا) • نشاط تفاعلي للطالب في البيت: <p>https://wordwall.net/ar/resource/6148538</p>	<p>نسب الرسول ﷺ</p> <ul style="list-style-type: none"> • يتعرف المتعلم على تاريخ مولد الرسول (محمد) ﷺ. ○ يحفظ المتعلم اسم النبي محمد ﷺ واسم والده، أمه، جده، قبيلته. <p>المفاهيم الدينية: ترديد المتعلم دعاء الصباح كل صباح</p>	<p>Students will identify the function of each part of their plant</p> <p>Roots (absorb water and minerals)</p> <p>Stem (carry water and food throughout the plant)</p> <p>Leaves (make food for the plant)</p> <div data-bbox="1765 687 2130 1145"> <p>Parts of a Plant</p>  <p>flower The flower makes seeds for the plant.</p> <p>leaves Leaves make food for the plant. They take in carbon dioxide and release oxygen into the air.</p> <p>stem The stem supports the plant. It contains thin tubes for carrying food, minerals, and water through the plant.</p> <p>roots The roots soak up water and minerals. They also store food for the plant.</p> </div>
●	●											
●	●											



THURSDAY - 21-09-2023

ENGLISH	MATH	ARABIC	ISLAMIC								
<p><u>Introduction of Noun (naming word)</u> Learners will understand and recognize noun as name of person, place, animal, thing.</p> <p><u>Phonics:</u> Learners will revise the letters (z, w & v) with its sound, song & vocabulary.</p> <p>(198) Jolly Phonics Song "A-Z" Phase Two - YouTube (198) JOLLY PHONICS blending group 1 Sounding, blending, reading, satpin words ukg lkg grade 1 - YouTube</p>	<p><u>Unit 1:Numbers to 10</u> 1.5 Odd and Even Numbers -Students will identify numbers as odd or even. -Students will describe orally what makes a number odd or even.</p> <p>Draw a ring around the correct word.</p> <table><tr><td>4</td><td>5</td></tr><tr><td>odd / even</td><td>odd / even</td></tr><tr><td>6</td><td>7</td></tr><tr><td>odd / even</td><td>odd / even</td></tr></table> <p>Useful activity for reinforcement at home: https://www.liveworksheets.com/w/en/math/1648664</p>	4	5	odd / even	odd / even	6	7	odd / even	odd / even	<p><u>المدود الطويلة (مد الواو)</u></p> <ul style="list-style-type: none">• يتعرف الطالب إلى صوت وشكل مد الواو صوته وربطه مع الحروف الهجائية وقراءتها.• يقرأ الطالب الكلمات المعروضة عليه.• سنرسل لكم ورقة عمل في نهاية الأسبوع تدريب لحرف ومد الواو.	<p><u>نسب الرسول ﷺ</u></p> <ul style="list-style-type: none">• يتعرف المتعلم على تاريخ مولد الرسول (محمد) ﷺ.○ يحفظ المتعلم اسم النبي محمد ﷺ واسم والده، أمه، جده، قبيلته. <p><u>المفاهيم الدينية:</u> ترديد المتعلم دعاء الصباح كل صباح</p>
4	5										
odd / even	odd / even										
6	7										
odd / even	odd / even										