




ROSARY PRIVATE SCHOOL - SHARJAH YEAR-1

September – 2nd Week Lesson Plan


11.09.2023 to 14.09.2023

MONDAY – 11-09-2023

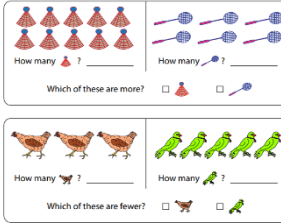

ENGLISH	MATH	SCIENCE	ARABIC																														
<p>Unit 1 Welcome to School 1.3 Children around the world. * Learners can listen and understand the main points of a short talk.</p> <p>Phonic: Learners will revise the letters (g, o, u, l) with its sound, formation and vocabulary.</p>	<p>Unit 1: Numbers to 10 1.2 Say, read and write numbers to 10 -Students will read and write the numbers 0,1,2,3,4,5,6,7,8,9 and 10. -Students will identify a missing number in a sequence of numbers.</p> <p>Count to 10. Write the missing numbers.</p> <table border="1"><tr><td>1</td><td>2</td><td>3</td><td>4</td><td>5</td><td>6</td><td>7</td><td>8</td><td>9</td><td>10</td></tr><tr><td>1</td><td></td><td>4</td><td>5</td><td>6</td><td>7</td><td>8</td><td>9</td><td>10</td><td></td></tr></table> <p>Which numbers have been swapped in this number track? Write the numbers in the box.</p> <table border="1"><tr><td>1</td><td>2</td><td>3</td><td>4</td><td>8</td><td>6</td><td>7</td><td>5</td><td>9</td><td>10</td></tr></table> <p>Useful activity for reinforcement at home: https://www.liveworksheets.com/w/en/math/991591</p>	1	2	3	4	5	6	7	8	9	10	1		4	5	6	7	8	9	10		1	2	3	4	8	6	7	5	9	10	<p>Types of plants Evergreen and deciduous plants - Students will identify and differentiate between evergreen and deciduous plants - Students will compare and describe the evergreen and deciduous trees</p>  <p>Deciduous VS Evergreen</p> <p>Evergreen - Trees that do not shed their leaves. Deciduous - Trees that shed all their leaves every year .</p>	<p>حرف الألف .</p> <ul style="list-style-type: none">• يتعرف الطالب على حرف الألف صوته وأشكاله في الكلمة (أول،وسط،آخر).• يقرأ الطالب الكلمات البصرية (أم ، أب ، أنا).• يتعرف الطالب على الأضداد (سعيد ، حزين).
1	2	3	4	5	6	7	8	9	10																								
1		4	5	6	7	8	9	10																									
1	2	3	4	8	6	7	5	9	10																								







ENGLISH	MATH	ARABIC	SCIENCE	COMPUTER
<p>✚ Burt's reading</p> <p>✚ Writing short sentences.</p>	<p>Unit 1: Numbers to 10 Say, read and write numbers to 10 - Students will learn to identify numbers that come before and after a given number. - Students will apply this knowledge through various engaging activities.</p> <p>Write the number that comes after.</p> <p><input type="text" value="2"/> <input type="text"/> <input type="text" value="5"/> <input type="text"/> <input type="text" value="8"/> <input type="text"/></p> <p>Write the number that comes before.</p> <p><input type="text"/> <input type="text" value="2"/> <input type="text"/> <input type="text" value="5"/> <input type="text"/> <input type="text" value="8"/></p> <p>Useful activity for reinforcement at home: https://www.liveworksheets.com/w/en/math/282815</p>	<p>حرف الألف</p> <p>• يتعرف الطالب على كيفية كتابة الهمزة، وكيفية كتابة شكل حرف الألف في الكلمة.</p>	<p>Types of plants (flowering and non flowering plants) - Students will identify the flowering and non flowering plants - Students will recognize the differences between flowering and non flowering plants</p> 	<p>Lesson: 1.2 Main topic: Parts of computer Topics: Staying safe</p> <p>Activity: Make a list of what they think is "allowed " or not "allowed to do in a "lab Students will draw what they would do with their .computers at home</p>



ENGLISH	MATH	ARABIC	ISLAMIC	SCIENCE
<p>Unit 1 Welcome to School 1.3 Children around the world. * Listen and understand questions. * Interview a friend, introduce your friend, spell your name and write it.</p> <p>Vocabulary: read, use computer, write, do math, sing, draw.</p> <p>Phonic: Learners will revise the letters (f, b, j) with its sound, formation, and vocabulary.</p>	<p>Unit 1: Numbers to 10 Comparing numbers -Students will learn to compare numbers and understand the concepts of "fewer," "more," and "same" when comparing quantities.</p> <p style="text-align: center;">Count and Compare Sheet 1</p>  <p>Useful activity for reinforcement at home: https://quizizz.com/join/quiz/64fab177a70c90584cae25c7/start</p>	<p>حرف الألف يقراً الطالب صوت حرف الألف مع الحركات القصيرة (الفتحة والضمة، والكسرة). يكتب الطالب الكلمات التالية: (أب، أم، أنا)</p> <p>نشاط تفاعلي للطالب في البيت: https://wordwall.net/ar/resource/4665163</p>	<p>الله الخالق: يتعرف الطالب إلى أن الله خالق كل شيء خلق: (الإنسان، الحيوان، النبات، والأرض)</p> <p>المفاهيم الدينية: • الله ربي. • الإسلام ديني. • القرآن كتابي. • محمد ﷺ رسولي.</p>	<p>Types of plants (flowering and non flowering plants) - Students will identify the flowering and non flowering plants - Students will sort the plants into flowering and non flowering</p> <p style="text-align: center;">Flowering or Non-flowering Choose the correct answer.</p> 



ENGLISH	MATH	ARABIC	ISLAMIC
<p>Unit 1 Welcome to School 1.3 Children around the world. * Learners will draw themselves and complete the given sentences. *-Compare, contrast and practice the vocabulary: read, use computer, write, do math, sing, draw.</p> <p>Phonic: Introduction of digraph 'ee' & 'or' with its sound, formation, and vocabulary.</p>	<p>Unit 1:Numbers to 10 Comparing numbers -Students will learn to compare numbers and understand the concepts of "fewest," "most," and "same" when comparing quantities. -Students will apply this knowledge through various engaging activities.</p> <p>Compare the dominoes. Draw a ring around the domino that has the most spots.</p>  <p>Compare the sets. Draw a ring around the set that has the fewest counters.</p>  <p>Useful activity for reinforcement at home: https://wordwall.net/resource/35214889/math/more-or-less-1-5</p>	<p>المدود الطويلة (مد الالف) • يتعرف الطالب إلى صوت وشكل مد الألف صوته وربطه مع الحروف الهجائية وقراءتها. • يقرأ الطالب الكلمات المعروضة عليه.</p> <p>سيتم إرسال واجب بيتي مع الطلاب يوم الخميس في كراسة التدريبات (الأزرق) صفحة 5، 6، 7، 8. الرجاء كتابته وإعادة الكتاب مع الطالب يوم الإثنين.</p>	<p>الله الخالق: يتعرف الطالب إلى أن الله خالق كل شيء خلق: (الإنسان، الحيوان، النبات، والأرض)</p> <p>المفاهيم الدينية:</p> <ul style="list-style-type: none">• الله ربي.• الإسلام ديني.• القرآن كتابي.• محمد ﷺ رسولي.

